



■ Features :

- Universal AC input / Full range
- Protections: Short circuit / Overload / Over voltage / Over temperature
- Cooling by free air convection
- Can be installed on DIN rail TS-35/7.5 or 15
- UL 508(industrial control equipment)approved
- LED indicator for power on
- 100% full load burn-in test
- Fix switching frequency at 50KHz
- 3 years warranty

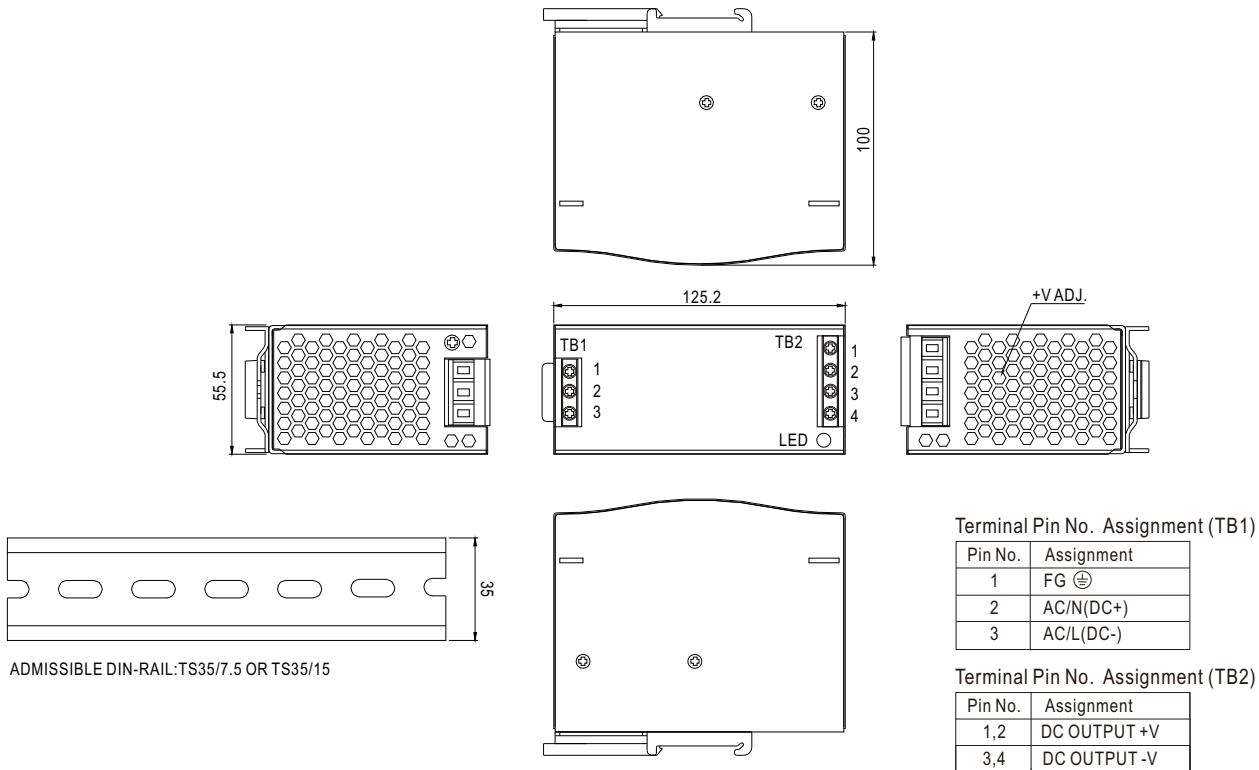


SPECIFICATION

| MODEL | | DR-75-12 | DR-75-24 | DR-75-48 |
|-----------------------|--|---|----------|----------|
| OUTPUT | DC VOLTAGE | 12V | 24V | 48V |
| | RATED CURRENT | 6.3A | 3.2A | 1.6A |
| | CURRENT RANGE | 0 ~ 6.3A | 0 ~ 3.2A | 0 ~ 1.6A |
| | RATED POWER | 76W | 76.8W | 76.8W |
| | RIPPLE & NOISE (max.) Note.2 | 100mVp-p | 150mVp-p | 240mVp-p |
| | VOLTAGE ADJ. RANGE | 12 ~ 14V | 24 ~ 28V | 48 ~ 53V |
| | VOLTAGE TOLERANCE Note.3 | ±2.0% | ±1.0% | ±1.0% |
| | LINE REGULATION | ±0.5% | ±0.5% | ±0.5% |
| | LOAD REGULATION | ±1.0% | ±1.0% | ±1.0% |
| | SETUP, RISE TIME | 1000ms, 60ms/230VAC 1800ms, 60ms/115VAC at full load | | |
| HOLD UP TIME (Typ.) | 60ms/230VAC 12ms/115VAC at full load | | | |
| INPUT | VOLTAGE RANGE | 85 ~ 264VAC 120 ~ 370VDC | | |
| | FREQUENCY RANGE | 47 ~ 63Hz | | |
| | EFFICIENCY (Typ.) | 76% | 80% | 81% |
| | AC CURRENT (Typ.) | 1.6A/115V 0.96A/230V | | |
| | INRUSH CURRENT (Typ.) | COLD START 20A/115VAC 40A/230VAC | | |
| | LEAKAGE CURRENT | <1mA / 240VAC | | |
| PROTECTION | OVERLOAD | 105 ~ 150% rated output power Protection type : Constant current limiting, recovers automatically after fault condition is removed | | |
| | OVER VOLTAGE | 15 ~ 16.5V | 29 ~ 34V | 58 ~ 65V |
| | OVER TEMPERATURE | 85°C ±5°C (TSW1) detect on heat sink of power transistor Protection type : Shut down o/p voltage, recovers automatically after temperature goes down | | |
| ENVIRONMENT | WORKING TEMP. | -10 ~ +60°C (Refer to "Derating Curve") | | |
| | WORKING HUMIDITY | 20 ~ 90% RH non-condensing | | |
| | STORAGE TEMP., HUMIDITY | -20 ~ +85°C, 10 ~ 95% RH | | |
| | TEMP. COEFFICIENT | ±0.03%/°C (0 ~ 50°C) | | |
| | VIBRATION | 10 ~ 500Hz, 2G 10min./1cycle, period for 60min. each along X, Y, Z axes; Mounting: Compliance to IEC60068-2-6 | | |
| SAFETY & EMC (Note 4) | SAFETY STANDARDS | UL508, TUV EN60950-1 approved | | |
| | WITHSTAND VOLTAGE | I/P-O/P:3KVAC I/P-FG:1.5KVAC O/P-FG:0.5KVAC | | |
| | ISOLATION RESISTANCE | I/P-O/P, I/P-FG, O/P-FG:100M Ohms / 500VDC / 25°C / 70% RH | | |
| | EMC EMISSION | Compliance to EN55011, EN55022 (CISPR22) Class B, EN61000-3-2, -3 | | |
| | EMC IMMUNITY | Compliance to EN61000-4-2, 3, 4, 5, 6, 8, 11, EN55024, EN61000-6-2 (EN50082-2), heavy industry level, criteria A | | |
| OTHERS | MTBF | 123.1K hrs min. MIL-HDBK-217F (25°C) | | |
| | DIMENSION | 55.5*125.2*100mm (W*H*D) | | |
| | PACKING | 0.6Kg; 20pcs/13Kg/1.29CUFT | | |
| NOTE | <p>1. All parameters NOT specially mentioned are measured at 230VAC input, rated load and 25°C of ambient temperature.</p> <p>2. Ripple & noise are measured at 20MHz of bandwidth by using a 12" twisted pair-wire terminated with a 0.1uf & 47uf parallel capacitor.</p> <p>3. Tolerance : includes set up tolerance, line regulation and load regulation.</p> <p>4. The power supply is considered a component which will be installed into a final equipment. The final equipment must be re-confirmed that it still meets EMC directives.</p> | | | |

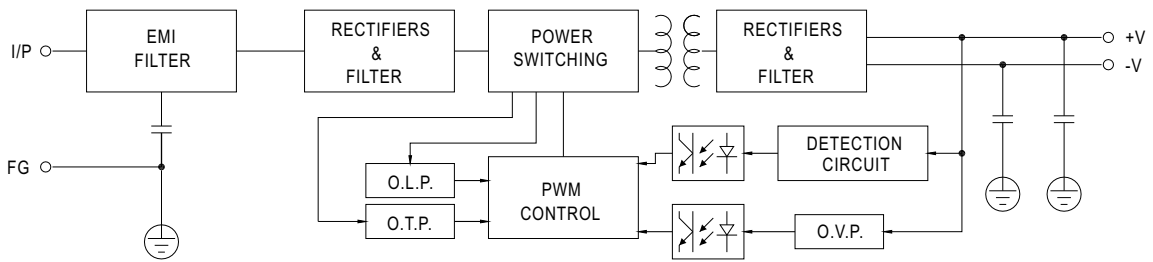
Mechanical Specification

Case No. 923 Unit:mm

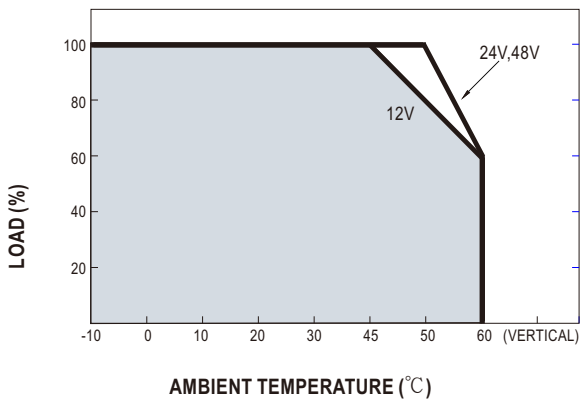


Block Diagram

fosc : 50KHz



Output Derating



Output Derating Vs Input Voltage

