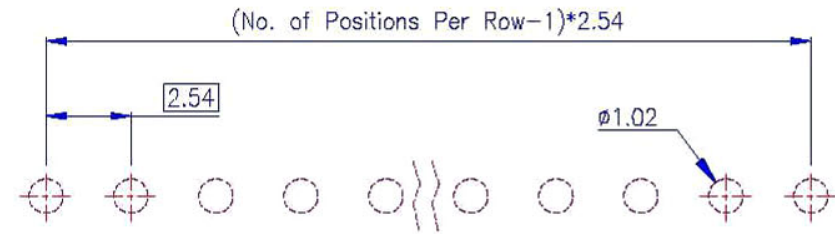
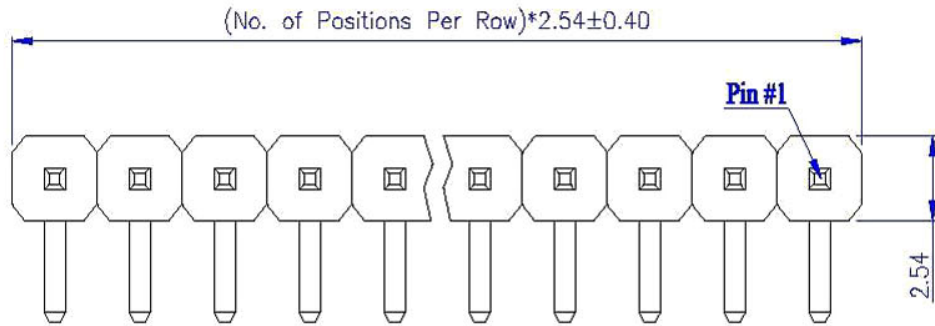
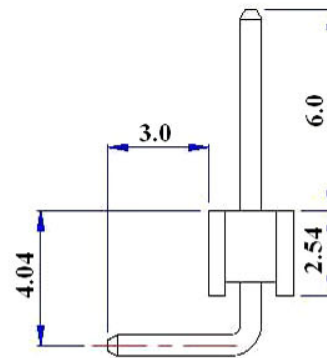
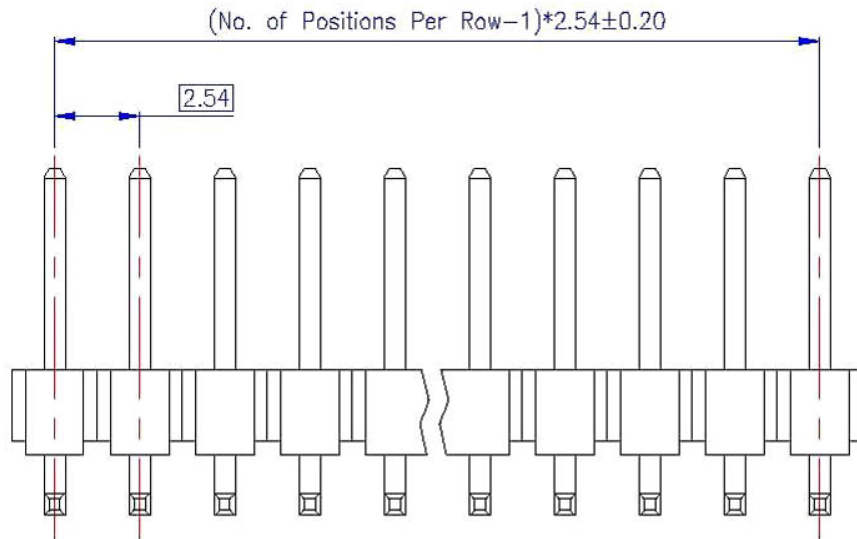


Rev.	Date	Description
A	2004/12/23	New Drawing
B	2006/11/13	Modify Drawing
C	2007/03/19	Modify Drawing
D	2007/04/13	Modify P/N



PCB Layout
(Top View)



Standard Housing

**SHALLIN ELECTRONICS
CO., LTD.**

Material and Finish

- Housing: Thermoplastic (UL94V-0), Black.
- Terminal: Sq. 0.64mm Copper Alloy, Gold Plating.

Electrical Characteristics

- Current Rating: 3.0 Amp. Max.
- Dielectric Withstand Voltage:
1000V AC RMS for 60Seconds.
- Insulation Resistance:
1000M Ohms Min. at 1000V DC.

Mechanical Characteristics

- Operating Temperature: -55°C ~ +105°C

Tolerance	Scale	Unit	Drawn By	Checked By	Approval By
0.0 ±0.30	1:1	mm	Poo	Vivi	Alaw
0.00 ±0.20					
0.000 ±0.10					
Drawing No.			YVSXX		

**2.54mm Post Header
PCB Mount Right Angle Type
Single Row**