

# **LL-504WM2E-W2-1C**

## **DATA SHEET**

QC:

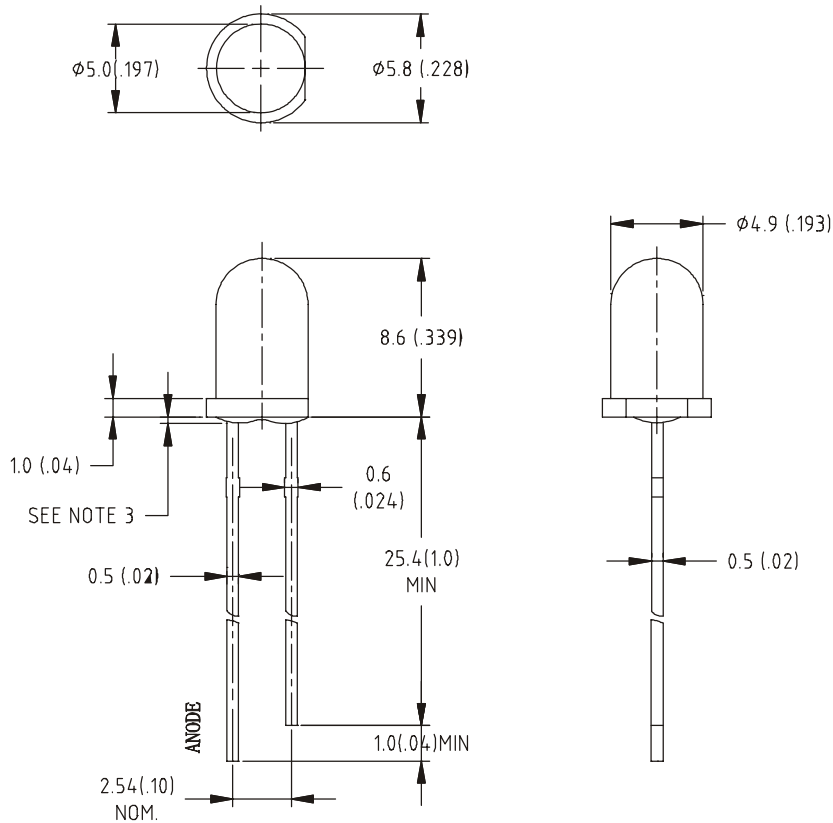
ENG:

Prepared By:

## Features

- ◆ High intensity
- ◆ Standard T-1 3/4 diameter package
- ◆ Wide viewing angle
- ◆ General purpose leads
- ◆ Reliable and rugged

## Package Dimension:



Part NO.	Chip Material	Lens Color	Source Color
LL-504WM2E-W2-1C	GaInN	White Diffused	White

### Notes:

1. All dimensions are in millimeters (inches).
2. Tolerance is  $\pm 0.25$  (.010")mm unless otherwise noted.
3. Protruded resin under flange is 1.0mm(.04") max
4. Lead spacing is measured where the leads emerge from the package.
5. Specifications are subject to change without notice.
6. Caution in ESD:

Static Electricity and surge damages the LED. It is recommend to use a wrist band or anti-electrostatic glove when handling the LED. All devices, equipment and machinery must be properly grounded.

**Absolute Maximum Ratings at Ta=25°C**

Parameter	MAX.	Unit
Power Dissipation	100	mW
Peak Forward Current (1/10 Duty Cycle, 0.1ms Pulse Width)	100	mA
Continuous Forward Current	35	mA
Derating Linear From 50°C	0.4	mA/°C
Reverse Voltage	5	V
Operating Temperature Range	-40°C to +80°C	
Storage Temperature Range	-40°C to +80°C	
Lead Soldering Temperature [4mm(.157") From Body]	260°C for 5 Seconds	

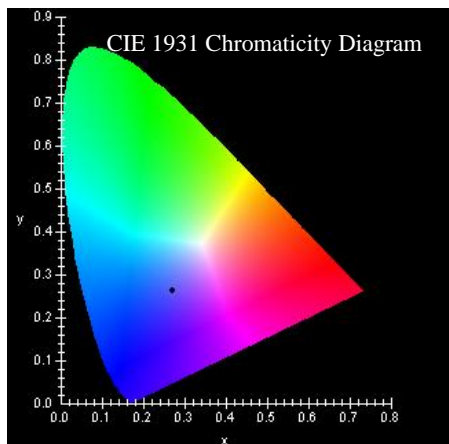
**Electrical Optical Characteristics at Ta=25°C**

Parameter	Symbol	Min.	Typ.	Max.	Unit	Test Condition
Luminous Intensity	I <sub>v</sub>	2000	4000	---	mcd	I <sub>F</sub> =20mA (Note 1)
Viewing Angle	2θ <sub>1/2</sub>	---	50	---	Deg	(Note 2)
$x = \frac{X}{X+Y+Z} = \frac{Red}{Red+Green+Blue}$	x	---	0.31	0.34	---	I <sub>F</sub> =20mA (Note 3)
$y = \frac{Y}{X+Y+Z} = \frac{Green}{Red+Green+Blue}$	y	---	0.31	0.34	---	I <sub>F</sub> =20mA (Note 3)
Forward Voltage	V <sub>F</sub>	2.8	3.6	4.0	V	I <sub>F</sub> =20mA
Reverse Current	I <sub>R</sub>	---	---	10	μA	V <sub>R</sub> =5V

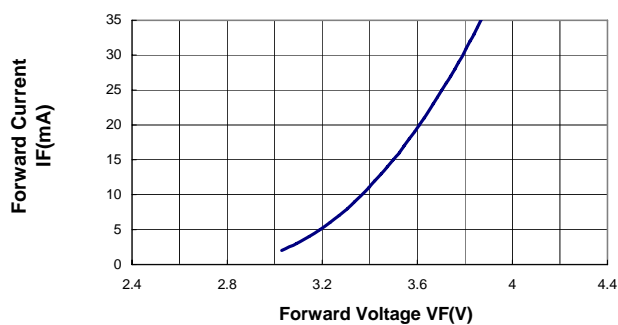
**Note:**

- Luminous intensity is measured with a light sensor and filter combination that approximates the CIE eye-response curve.
- θ<sub>1/2</sub> is the off-axis angle at which the luminous intensity is half the axial luminous intensity.
- It use many parameters that correspond to the CIE 1931 2°. X,Y, and Z are CIE 1931 2° values of Red, Green and Blue content of the measurement.

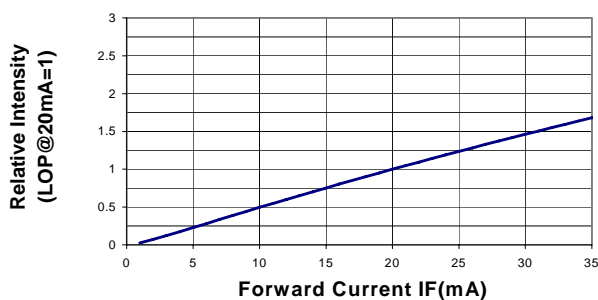
**Typical Electrical / Optical Characteristics Curves**  
 (25°C Ambient Temperature Unless Otherwise Noted)



**Forward Current vs Forward Voltage**



**Relative Luminous Intensity vs Forward Current**



**Beam Pattern**

